

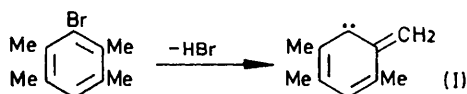
Evidence for 1,2-Ketocarbenes in Thermolysis of Sodium *o*-Halogenophenoxides and for Benzothiirens in Thermolysis of Sodium *o*-Bromobenzenethiolates

By J. I. G. CADOGAN,* JOHN T. SHARP, and MICHAEL J. TRATTLES

(Department of Chemistry, University of Edinburgh, West Mains Road, Edinburgh EH9 3JJ)

Summary Evidence for the intermediacy of a 1,2-ketocarbene in thermolysis of sodium *o*-bromophenoxide at 260° in alkyl benzenes to give dibenzo-*p*-dioxin is provided by trapping reactions with phenols, benzenethiols, and benzamide, benzoxiren being excluded by ¹³C FT n.m.r. experiments, in contrast to the conversion of sodium *o*-bromobenzenethiolate into thianthrene, similarly shown to proceed *via* benzothiiren.

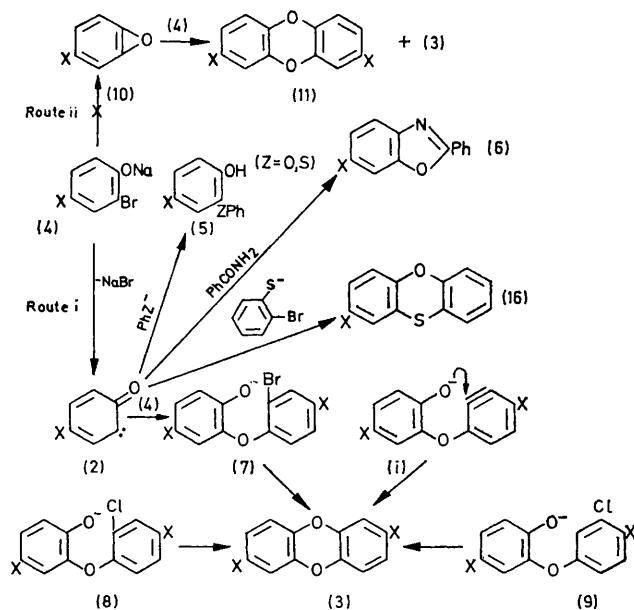
FOLLOWING the successful 1,3-dehydrobromination of bromodurene *via* 1,2-methylenecarbenes¹ (1) it seemed that this approach might lead to the conversion of *o*-bromophenols into 1,2-ketocarbenes (2), and in this connection the somewhat neglected report² that thermolysis of sodium *o*-chlorophenoxide gives dibenzo-*p*-dioxin (3; X = H) was encouraging.



We now report evidence, based on trapping reactions with nucleophiles, which also have some synthetic use, supporting the intermediacy of ketocarbenes (2) in such reactions.

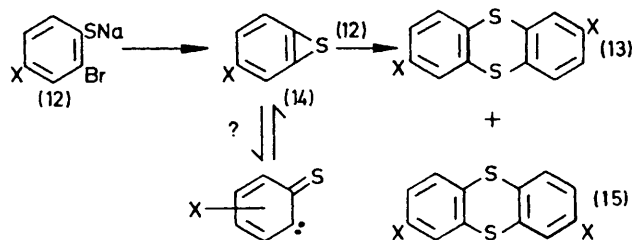
Thus sodium *o*-bromophenoxide (4; X = H) in mesitylene at 260° gave the dioxin (3; X = H; 45%), while in the presence of added sodium phenoxide or benzenethiolate, diversion to the diaryl ether (5; Z = O; X = H; 33%) or diaryl sulphide (5; Z = S, X = H; 44%) occurred. Evidence for the intermediacy of 1,3-dipoles in general has been frequently adduced from dipolar addition to benzo-

nitrile, but in this case the expected benzoxazole (6; X = H) was formed (11%) only when the benzonitrile was wet. Control experiments showed that the trapping species was



benzamide, formed by hydrolysis, an observation which might have significance in connection with the widespread

use of benzonitrile as a 1,3-dipolarophile. These reactions are in accord with Scheme 1 whereby the ketocarbene (2) is intercepted by the various nucleophiles such as unchanged bromophenoxide (4) which gives an intermediate (7), which can react intramolecularly to give the observed dioxin (3), possibly, although not necessarily, *via* an aryne (route i). In accord with this, however, both the 2- and 3-chlorophenoxides (8; X = H) and (9; X = H) gave the dioxin (3; X = H).



SCHEME 2

We discount routes involving nucleophilic attack on unchanged *o*-bromophenoxide ion and also that involving the intermediacy of benzoxirens (10) (route ii), the latter because both 4- and 5-methyl-2-bromophenoxide, separately, gave isomerically pure 2,7-dimethyldibenzo-*p*-dioxin (3; X = Me), as shown by ¹³C FT magnetic resonance. An isomeric mixture of the 2,7- and 2,8-dimethyl derivatives (3 and 11; X = Me) would have been expected from the

oxiren (10), control experiments using a mixture of 4- and 5-methyl-2-bromophenoxides having given such a mixture, clearly defined by the ¹³C FT magnetic resonance technique.

We discount direct nucleophilic attack on unchanged *o*-bromophenoxide both intuitively, because attack by one negative ion on another is unlikely, and because in the much more favourable case of 2-phenoxybromobenzene no reaction occurred with either sodium phenoxide or sodium *o*-methoxyphenoxide.

We also report that thermolysis of the corresponding sodium *o*-bromobenzenethiolate (12; X = H) proceeds very cleanly to give thianthrene (13; X = H; 41%) but in contrast to the oxygen analogue, and due presumably to the greater polarisability and size of sulphur compared with oxygen, this appears to proceed *via* the benzothiiren (14; X = H) rather than the 1,2-thioxocarbene. This follows from the observation that sodium 2-bromo-4-methylbenzenethiolate (12; X = Me) gives a mixture (58%) of thianthrenes shown by ¹³C FT magnetic resonance to consist of two isomeric dimethylthianthrenes (15 and 13; X = Me) in comparable amounts rather than the 2,7-dimethyl isomer (13; X = Me), which alone would have been expected from reaction of the 1,2-thioxocarbene (Scheme 2).

In accord with the foregoing a mixture of sodium *o*-bromophenoxide and benzenethiolate gave a mixture of thianthrene (13 X = H; 16%) and phenoxathiin (16; X = H; 28%).

(Received, 9th August 1974; Com. 1028.)

¹ J. I. G. Cadogan, J. K. A. Hall, A. K. Robertson, and J. T. Sharp, *Chem. Comm.*, 1971, 1273.

² F. Baeyer, 1909, G.P.223,367 (*Chem. Abs.*, P42981.⁴)